
























XTL SERIES FEATURES COMPARISON WORKSHEET



Both the XTLplus and XTLtouch have:

-  Commercial Burglary
-  Residential Fire
-  Built in Z-Wave Plus
-  Built in DMP 2-Way Wireless
-  Built in Wi-Fi
-  WPS Compatible
-  Cellular LTE Technology
-  Program from Tech APP & Fast Programming
-  Compatible with Virtual Keypad App & Browser
-  ****
99 User Codes
-  99 Wireless Zones
-  6 Areas
-  7 Wireless Keypads
-  8 Wireless Outputs, Remotes, or Sirens

-  140 Z-Wave Plus Devices Supported
-  25 Z-Wave Devices per Favorite
-  20 Favorites per System
-  20 Custom Actions
-  50 Sensor Activity Zones
-  200 Event Memory
-  Multiple Chimes
-  16 Character Names
-  Entry Check-in Protection

System Types



Home



Sleep



Away



All



Perimeter



Areas

XTLtouch:

Installation Options



Wall Mount



Desk Stand