




X1 SERIES



263LTE-A-X1 | 263LTE-V-X1 | X1-POE

X1-8 Multi-Door Controller

X1 Series Elevator Control

X1 Single-Door Controller

X1 Series Output Module

Virtual Keypad Browser | Virtual Keypad App

FEATURES

- ▶ Programs in minutes with no complicated training and is fully managed by your end users from their mobile devices or browser
- ▶ Grows as your customers' business grows
- ▶ Network (Ethernet or Wi-Fi) communication with optional cellular primary or backup communication
- ▶ Optional PoE add-on module for powering the board and attached door equipment
- ▶ Support for one door with two readers (in and out), a door position switch, a Request to Exit and a customizable input
- ▶ Two local outputs per door
- ▶ Programs in minutes with an easy installation and programming process
- ▶ When enhanced security is required, the X1 supports OSDP or Wiegand readers
- ▶ Easy-to-configure network and Wi-Fi settings for the customers' network through the X1's self-hosted EasyConnect AP™ Wi-Fi connection
- ▶ Wet or dry lock relay output
- ▶ Locally stored programming
- ▶ 12V-24V AC or DC power input, offering a broad range of options for any application
- ▶ Battery backup on any power style (transformer, power supply or PoE)
- ▶ X1 supplies up to 1.5 A output (transformer) or 750 mA (PoE)
- ▶ Support up to 90 floors with dedicated elevator control
- ▶ Manage up to 1,000 doors of outputs sitewide



DEALER MANAGEMENT FEATURES

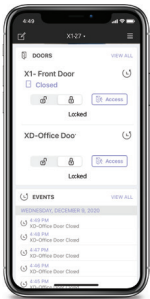
PROGRAMMING OPTIONS

Programming the X1 is only a few simple steps, all through a cloud-based administrative portal. For your customers' convenience, Virtual Keypad™ streamlines their ability to remotely manage their systems based on their authority. With the X1, you can manage up to 1,000 doors on a single system.

Remotely pre-program doors, elevators, outputs, and user programming prior to installation.

LOCAL STORAGE

With the X1 Series, your access control functions are never vulnerable to normal outages. Because all programming is stored locally, the X1 Series continues normal operation in the event the network is down. The controller stores all events until the network is restored. To ensure continuous protection, the X1 has the ability to use cellular backup to maintain constant communication with the cloud.

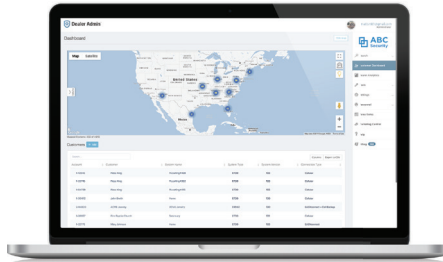


VIRTUAL KEYPAD™

Your customer will get the ultimate flexibility and convenience through the Virtual Keypad app or browser. Rather than using two or three separate apps, they can manage their access control and video systems, all with one powerful and intuitive platform.

DEALER ADMIN™

Dealer Admin is a cloud-based portal that allows you to manage your business and meet your customers' needs.



- ▶ Easy-to-use platform for managing all your customers
- ▶ Easily manage one or many X1s
- ▶ Quickly select from a pre-configured card format bank
- ▶ Automatic firmware updates
- ▶ Powerful remote diagnostics for easy troubleshooting
- ▶ See your customers' locations with map feature
- ▶ Pre-programming for faster installations

END USER MANAGEMENT FEATURES

VIRTUAL KEYPAD

Customers can conveniently manage their systems online.

- ▶ Add, delete, change and make any users inactive
- ▶ Manage schedules, groups, settings, holiday dates and more
- ▶ Lock/unlock or grant access to any door
- ▶ View, edit and add video surveillance

- ▶ Check system status
- ▶ Compatible with Android, iOS and desktop browsers
- ▶ Create temporary users whose credentials automatically activate and deactivate by dates assigned

GROUPS

From the Virtual Keypad app or browser, system managers can create up to 999 groups to allow access based on specific doors, elevator floors, users and schedules, each with defined capabilities. Each user can be assigned to up to 32 different groups. For temporary users, the system manager can specify the date when the rights will begin and expire.

System managers also have the flexibility to control which groups can trigger a lockdown and what type of card authentication each group requires.

AUTO LOCK/UNLOCK SCHEDULES

Individual doors can be grouped to automatically lock and unlock based on a schedule. This allows for holiday schedules as well.

RULES

Virtual Keypad also allows system managers to create and manage any number of custom rules to send notifications or trigger outputs on certain events. A rule can be created to trigger a lockdown over a local network, for example, if a door is forced open from Virtual Keypad.

OPTIONAL ACCESSORIES

Credentials

1306P-W/10	Wiegand Prox Patch
1306P/10	ProxPatch™
1346/10	ProxKey III Access Device, 10 Pack
1346/100	ProxKey III Access Device, 100 Pack
1326/10	Proxcard II Card
1326/100	Proxcard II Card
1386/10	IsoProx II Card
CMC-2/10	CMC-2 Conekt Bluetooth Mobile Credential, 10 PK
CMC-2/100	CMC-2 Conekt Bluetooth Mobile Credential, 100 Pk
CSK-2/25	MIFARE DESFire EV2 Keyfob, 25 Pack
CSM-2P/10	CSM-2P MIFARE DESFire EV2 Smart Card
CSM-2P/100	CSM-2P MIFARE DESFire EV2 Smart Card

PSC-1-H/10	PSC-1 Standard Light Proximity Card, 10 Pack
PSC-1-H/100	PSC-1 Standard Light Proximity Card, 100 Pack
PSK-3-H/10	PSC-1 Proximity Key Ring Tag, 10 Pack
PSK-3-H/100	PSC-1 Proximity Key Ring Tag, 100 Pack
PSM-2P-H/10	PSM-2P ISO Imageable Proximity Card, 10 Pack

Modules

CM-30E	Push To Exit Button
CM-310GPT	Slimline Push to Exit
OP-08CB	REX Motion, Black
OP-08CW	REX Motion, White

Readers

1301N	USB Computer Proximity Reader
1301M	USB MIFARE Prox Reader
P-300-H-A	Cascade Proximity Reader
P-500-H-A	Alps Proximity Reader
P-620-H-A	Denali Proximity Reader with Keypad
P-640-H-A	Patagonia Proximity Reader with Keypad
DELTA3	Contactless Mullion-Mount Smartcard Reader
DELTA5	Contactless Single-Gang Box Mount Smartcard Reader
DELTA6.4	Contactless Single-Gang Box Mount Smartcard Reader with Keypad
CSR-35	Conekt Bluetooth & Contactless Smartcard Reader

LIVE USER TRAINING

This customized live training Includes:

- ▶ One hour of expert-led Virtual Keypad webinar training tailored to the customer's needs
- ▶ Learn best practices, tips and tricks from experienced trainers, enabling your end users to operate the equipment confidently
- ▶ Flexibility for dealers to join the session alongside customers

XR TO X1 COMMUNICATION

Sites with both X1 Series Controllers and XR Series panels operate cohesively. This will allow X1 systems to communicate with XR systems over the selected network as well as arm and disarm areas in an XR Series panel.

PRODUCTS

X1 SINGLE-DOOR ACCESS CONTROLLER

The X1 is single-door access control with an onboard network or Wi-Fi communicator.



Optional add-on modules expand capabilities, including LTE cellular module for primary or backup communications and a module for PoE power. The

X1 also supports Wiegand and OSDP reader protocols. This powerful access controller is fully programmed on Dealer Admin. It is ideal for commercial customers who want the convenience of a cloud-based access-only system that is fully controlled by their phones or browser using Virtual Keypad.

X1-POE ADD-ON POE MODULE

This add-on module powers the controller board and attached



door equipment using industry-standard Power over Ethernet (PoE) technology.

263LTE-A-X1 & 263LTE-V-X1 LTE X1 CELLULAR COMMUNICATORS



An AT&T or Verizon cellular communicator provides communication for the X1 Series. Upon installation, the 263LTE is automatically activated with SecureCom Wireless™ on the AT&T or Verizon LTE networks.

X1-8 MULTI-DOOR ACCESS CONTROLLER

The X1-8 is multi-door access control with an onboard network or Wi-



Fi communicator. Optional add-on modules expand capabilities, including LTE cellular module for primary or backup communications. The X1-8 also supports Wiegand and OSDP reader protocols. The X1-8 comes pre-wired with a 12V 5-amp power supply, which powers all eight doors.

Also includes capabilities for battery backup. Like the X1, the X1-8 is fully programmed on Dealer Admin. It is also ideal for commercial customers who want the convenience of a cloud-based access-only system that is fully controlled by their phones or browser using Virtual Keypad.

X1-ELEV ELEVATOR CONTROL

The X1-ELEV creates dedicated elevator control that's as easy to program on Dealer Admin as it for customers to use. From a single screen on Dealer



Admin, you'll be able to configure each elevator's options and assign each of its floors to specific user groups for access according to their programmed schedules. Having

a dedicated section in Dealer Admin for elevators allows you to specifically label each elevator and each of its floors according to your customers'

descriptions. And for your customers, the Groups tab in Virtual Keypad gives them the granular control they'll rely on and enjoy using every day.

Each X1-ELEV controls access to 10 floors. A single X1 can support up to nine of these modules, meaning you can give your customers up to 90 floors of access control.

X1-OUT-EXP OUTPUT MODULE

The X1-OUT allows users to easily manage outputs connected to any X1 across their entire site, all from the Rules tab on Virtual Keypad. Plus, those




outputs can be triggered by any event, not just a hardwired input. To give your customers this kind of flexibility and convenience, add the module on Dealer Admin. As soon as your

technician has wired it to an X1 and named it, your customers are free to set up and manage all their outputs, easily making changes to suit their needs.

Each X1-OUT can configure up to 10 outputs. A single X1 or X1-8 can support up to nine of these modules, combined with the two onboard outputs. This gives the X1 92 total outputs.

XDPCB ADD-ON DOOR MODULE

Easily add additional doors of access to any X1 with add-on XDs.



SPECIFICATIONS

X1

Input	12 V - 24 V AC/DC 2A
Battery	1.5 Ah (recommended)
Power Output Max*	1.5 A; PoE 750 mA

*Max Power output is a board's total available power for all attached equipment

Ethernet	10/100
Wi-Fi	2.4GHz b/g/n
Cellular	263LTE-A-X1 263LTE-V-X1
Dimensions	6.5" W x 8" H x 3" D 16.5 cm W x 20.3 cm H x 7.6 cm D
Weight	4 lbs
Temperature	0°C to 49°C 32°F to 120°F

X1-POE

Output	
Voltage	12 V
Current	750 mA

263LTE-A-X1 & 263LTE-V-X1

Primary Power	12 VDC from panel
Current Draw	
Standby	14 mA
Alarm	14 mA

X1-8

Input	12 V DC
Battery	2 x 9 Ah (recommended) 2 x 12 Ah (max)
Power Output Max**	

505-12	5 A
X1	1.5 A
XD	750 mA

**The 505-12 is factory-wired to supply power to all included modules. If door hardware exceeds 5 amps an additional power supply will be required.

Ethernet	10/100
Wi-Fi	2.46GHz b/g/n
Cellular	263LTE-A-X1/381-2 263LTE-V-X1/381-2
Dimensions	14.5" W x 32" H x 4" D (lid adds 0.5" on each side) 36.8 cm W x 81.3 cm H x 10.2 cm D (lid adds 1.3 cm on each side)
Weight	34 lbs
Temperature	0°C to 49°C 32°F to 120°F

Compatibility

X1

263LTE-A-X1	AT&T Cell Module
263LTE-V-X1	Verizon Cell Module
X1-POE	PoE Module
X1PCB	PCB
XDPCB	XD PCB
X1-3-ENC	Expansion enclosure that holds 3 modules
X1-4-ENC	Expansion enclosure that holds 4 modules COMING SOON
X1-8-ENC	Expansion enclosure for back plates
X1-PLATE-8	Back plate for up to 8 modules for X1-8-ENC
X1-PLATE-16	Back plate for up to 16 modules for X1-8-ENC

X1-8

263LTE-A-X1/381-2	AT&T Cell Module
263LTE-V-X1/381-2	Verizon Cell Module
XDPCB	XD PCB

Ordering Info

X1	Single-Door Access Controller
X1-8	Multi-Door Access Controller
263LTE-V-X1	Verizon LTE X1 Cellular Communicator
263LTE-V-X1/381-2	Verizon LTE X1 Cellular Communicator With 381-2 Cable
263LTE-A-X1	AT&T LTE X1 Cellular Communicator
263LTE-A-X1/381-2	AT&T LTE X1 Cellular Communicator With 381-2 Cable
X1-POE	Add-On PoE Module
X1PCB	Single-Door Access Controller, Circuit Board Only
XDPCB	Module For X1-8 Doors 2-7, Circuit Board Only
X1-ELEV	X1 Series Elevator Module
X1-ELEV-EXP	X1 Series Elevator Module Expansion
X1-ELEV-PCB	X1 Series Elevator Module, PCB Only
X1-OUT-EXP	X1 Output Module Expansion
X1-OUT-PCB	X1 Output Module, PCB Only

Certifications

For approval information, go to DMP.com/Resources/Compliance-Notes.

800-641-4282 | DMP.com

2500 N. Partnership Blvd, Springfield, MO 65803

Designed, engineered & manufactured in Springfield, MO using U.S. & global components

Any third-party trademarks referenced herein are the property of their respective owners and do not indicate or imply any affiliation, sponsorship or endorsement of DMP or its products.

LIMITED WARRANTY: DMP warrants that the products manufactured by DMP shall be free from defects of manufacture, labeling, and packaging for a period of three (3) years from the invoice date to the original Buyer, provided that representative samples of the defective products are returned to DMP for inspection. To read the full DMP Limited Warranty, go to DMP.com/Warranty or check the DMP Price List or Catalog.